



# AUTOMATIC BILGE PUMP

## Features

- Patented X-Air™ anti-airlock impeller
- Mechanical Float with microswitch
- Non Return Valve recommended for any installation



## Certifications, Standards and Listings:

The Sahara Mk2 pumps meet or exceed the following U.S. and international standards

- Bilge pumps standards
  - ABYC H-22
  - ISO 8849
  - ISO 15083
- Ignition Protection Standards
  - ISO 8846 Marine
  - ABYC C-1500
  - U.S. Coast Guard Rule, 33CFR-183.410
- Marine Electrical Wiring Standards
  - ABYC E-11
  - ISO 10133
  - U.S. Coast Guard Rule, 33CFR-183.425
- Approvals: NMMA "As approved Listing"; CE; RCM; UKCA

Part No.	NMMA	CE	RCM	UKCA
<b>5505 Series</b>	2619160	✓	✓	✓
<b>5508 Series</b>	2619161	✓	✓	✓
<b>5509 Series</b>	2619162	✓	✓	✓
<b>5512 Series</b>	2619163	✓	✓	✓
<b>5513 Series</b>	2619164	✓	✓	✓

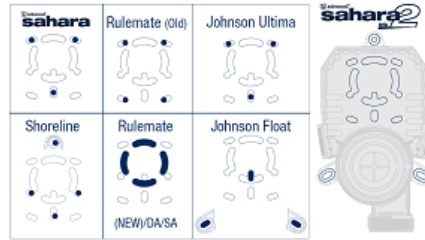
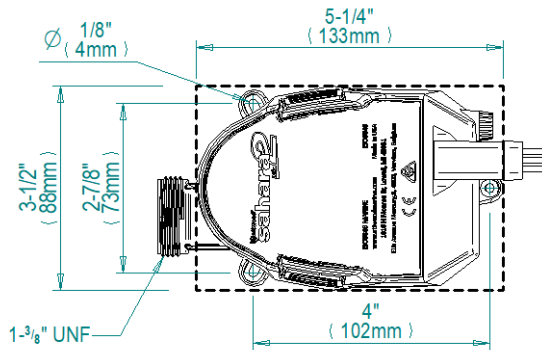
Model	Rated Voltage (D.C)	Fuse Size*	Outlet Type	Check Valve	Wire Length	Bulk Packaging	Retail Packaging
S500	12-Volt	3 Amp	3/4" (19mm) & 1" (25mm) Barbs	Y	29-1/2" (750mm)	-	5505-7
			3/4" (19mm) Barb	N		5505-2	-
			1-3/8" Threaded*	Optional		5505-1	-
S800	12-Volt	5 Amp	3/4" (19mm) & 1" (25mm) Barbs	Y		-	5508-7
			3/4" (19mm) Barb	N		5508-2	-
			1-3/8" Threaded*	Optional		5508-1	-
S800	24-Volt	2 Amp	3/4" (19mm) & 1" (25mm) Barbs	Y		-	5509-7
			3/4" (19mm) Barb	N		5509-2	-
			1-3/8" Threaded*	Optional		5509-1	-
S1200	12-Volt	6 Amp	1" (25mm) & 1-1/8" (28mm) Barbs	Y		-	5512-7
			1-1/8" (28mm) Barb	N	5512-2	-	
			1-3/8" Threaded*	Optional	5512-1	-	
S1200	24-Volt	3 Amp	1" (25mm) & 1-1/8" (28mm) Barbs	Y	-	5513-7	
			1-1/8" (28mm) Barb	N	5513-2	-	
			1-3/8" Threaded*	Optional	5513-1	-	
<b>Materials</b>			ABD - Pump Body & Float, PBT (GF) Impellor, SS316 Motor Shaft, Nitrile Seals				
<b>Activation Depth</b>			1-3/4" (50mm)				
<b>Deactivation Depth</b>			3/4" (19mm)				
Minimum Water Level			S500 - 1/2" (12mm)				
Capacity Using Override Wire			S800/S1200 - 1/4" (6mm)				
IP Rating			IP68				



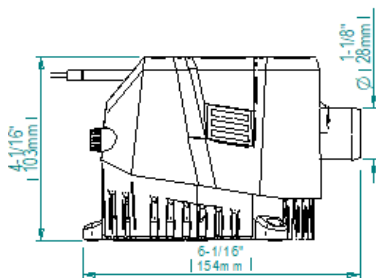
Automotive Blade Type Fuses Recommended

\*Please order the correct outlet type to suit your needs (NRVs come as standard)

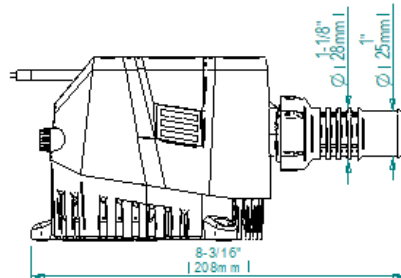
# AUTOMATIC BILGE PUMP



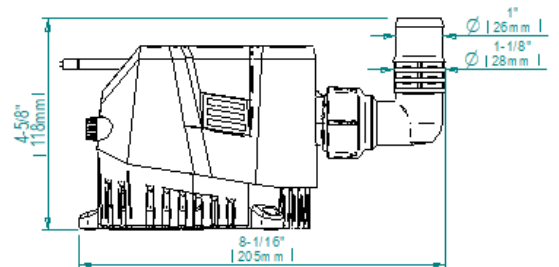
Sahara M k2 M mounting options



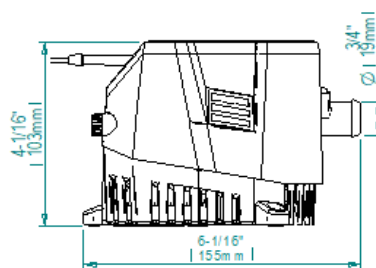
Sahara M k2 1200 Barb



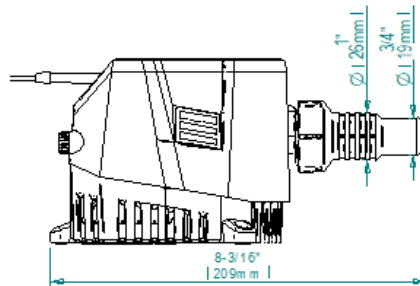
Sahara M k2 1200 with Straight



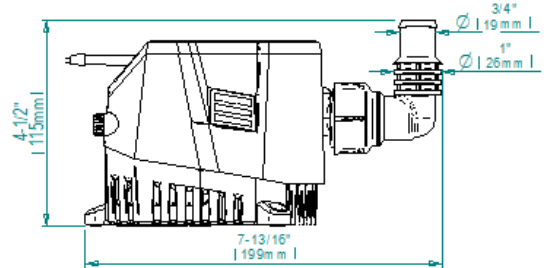
Sahara M k2 1200 with elbow



Sahara M k2 500/800 Barb



Sahara M k2 500/800 with Straight



Sahara M k2 500/800 with elbow

